



Series 0625 Pin-Line Headers with Screw Machine Contacts

FEATURES:

- Aries Pin-Line headers are available with a variety of screw machined contacts. Consult Data Sheet No. 12034 for strip-line headers with coined contacts.
- "Break" feature allows header to be cut to the number of positions desired.
- Side-to-side and end-to-end stackable.

SPECIFICATIONS:

- Body material is Black UL 94-V0 Glass-filled 4/6 Nylon.
- Fork and Post style contacts are Brass Alloy 360 1/2 hard per UNS C36000 ASTM-B16-00.
- Solder cup style contact is Phosphor Bronze Alloy per 544 UNS C54400 ASTM-B139-01.
- Contact plating is either 10μ [2.5μm] min. Gold per MIL-G-45204 or 200μ [5.08μm] min. 93/7 Tin/Lead per ASTM B545 or 200μ [5.08μm] min. Tin per ASTM B545 Type 1 over 100μ [2.54μm] min. Nickel per SAE-AMS-QQ-N-290.
- Contact current rating=2 Amps (3 Amps for Pin Style 5).
- Operating temperature=-67°F to 221°F [-55°C to 105°C]

Tin & Tin/Lead plating,

= -67°F to 257°F [-55°C to 125°C] Gold plating.

- Fork contact accepts up to .035 [.89] diameter leads.

MOUNTING CONSIDERATIONS:


- Suggested PCB hole size=.028 ± .002 [.71 ± .05] dia.

ALL DIMENSIONS: INCHES [MILLIMETERS]

All tolerances ± .005 [.13] unless otherwise specified

"A"=NO. OF PINS PER ROW X .100 [2.54]

"B"=(NO. OF PINS PER ROW - 1) X .100 [2.54]



Note: Aries specializes in custom design and production. In addition to the standard products shown on this page, special materials, platings, sizes, and configurations can be furnished, depending on quantities. Aries reserves the right to change product specifications without notice.

ORDERING INFORMATION

XX-0625-XXXX

No. of pins:
1 to 25

Series

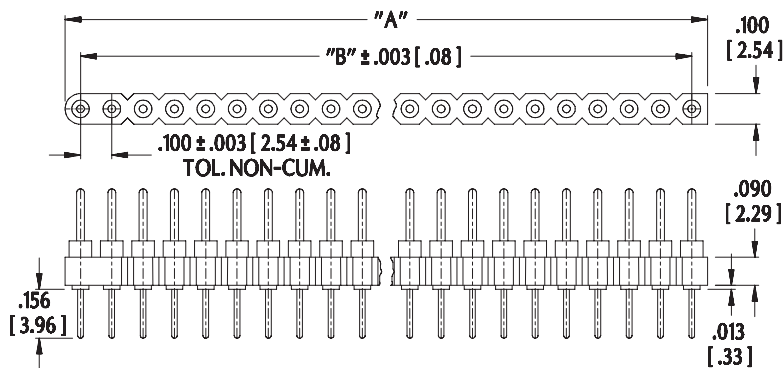
Pin style
(see below)

Plating:

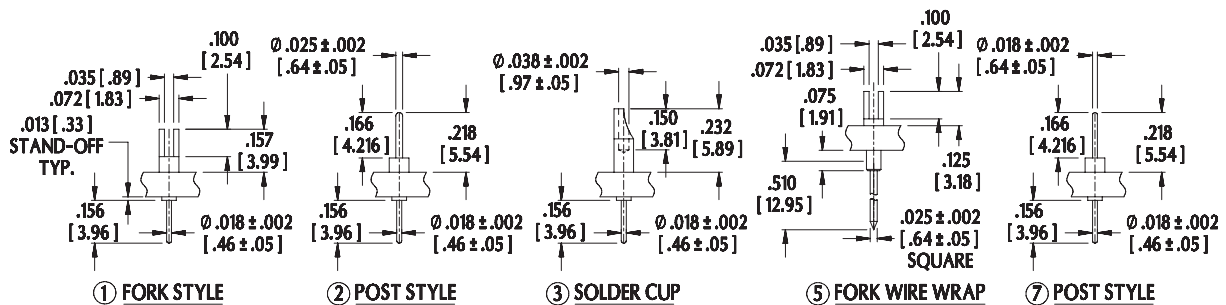
0=Tin

0TL=Tin/Lead

1=Gold



Consult Data Sheet No. 12034 for strip-line headers with coined contacts.



ARIES[®]
ELECTRONICS, INC.
http://www.arieselec.com • info@arieselec.com

Frenchtown, NJ USA
TEL: (908) 996-6841
FAX: (908) 996-3891



12036
REV.D